

Report of the Editor-in-Chief 2017

The *Journal of Population Economics* is an international quarterly that publishes original theoretical and applied research in all areas of population economics. This report furnishes information about the *Journal* and its editorial process in the past year and some earlier years.

Figure 1 demonstrates that after a period of stabilization in 2011-2013 at about 400 manuscripts per year, the growth in submissions continues reaching nearly 500 in 2016. As of May 8th, 2017, the *Journal* has received 195 submissions. We expect over 500 submissions in 2017.

In 2016, the submissions continued to be predominantly from Europe (Figure 2), but decreased to less than half (46%). While only a fifth (20%) of the manuscripts originated from North America, the share of manuscripts from Asia increased to a fourth (25%) and from the rest of the world to about 9%. Figure 3 demonstrates the Internet visits of the *Journal* coming from each world region. With about a third of visits coming from Europe and another third from North America, followed by Asia-pacific (23%), the *Journal* is certainly globally accessed and read.

Figure 4 shows that the average number of days to reach the first decision has been consistently declining. The turnaround time for first decision declined by 24 days between 2013 and 2014 and reached 57 days in 2016. The average time between submission and first decision is expected to remain well under 60 days in 2017 and the *Journal* is further committed to keeping the time between acceptance and publication fairly low.

Since 2013, the *Journal* has implemented a strict desk rejection policy which aims to provide authors with an early signal for better targeting of their work. In addition, the Editors have established a strict policy of publishing only 40 papers per year, resulting in an acceptance rate well below 10%.

The *Journal* utilizes four acceptance rates measures: (1) the number of accept decisions made in a given year as a share of all final decisions made in the given year; (2) the number of *published* articles in a given year as a share of the number of submissions in the given year; (3) the number of articles published in a given year divided by the number of *previous year's* submissions; and

Figure 1: Number of Submissions

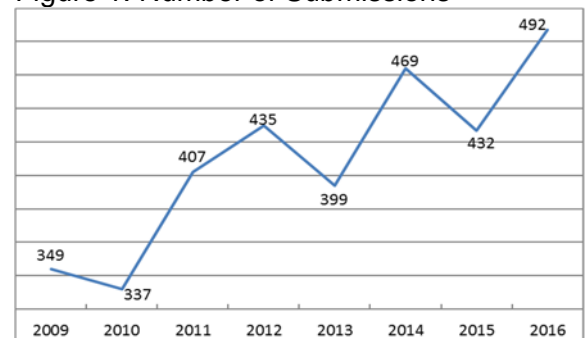


Figure 2: Origin of Submissions

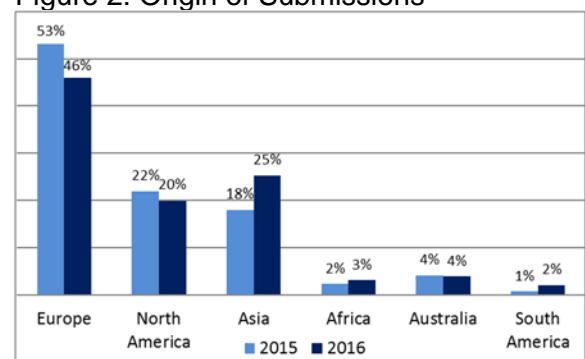


Figure 3: Visits by World Region 2016

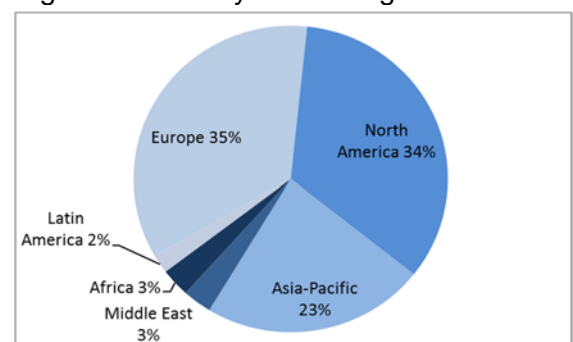
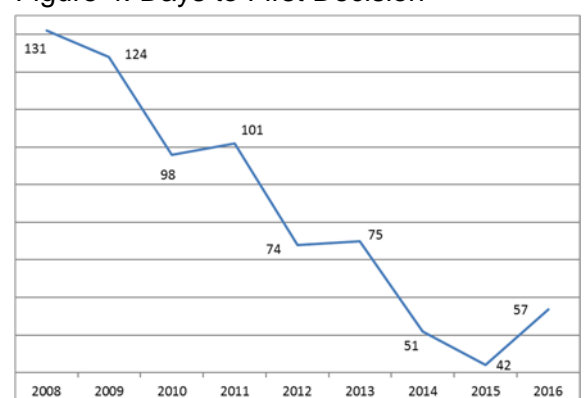


Figure 4: Days to First Decision



Editorial Office

Journal of Population Economics
 c/o POP, UNU-MERIT,
 Boschstraat 24, 6211 AX
 Maastricht, The Netherlands
 jpop@merit.unu.edu

Editor-in-Chief

Klaus F. Zimmermann
 Harvard University and
 UNU-MERIT
 klaus.f.zimmermann@gmail.com

Managing Editor

Alessio J.G. Brown
 UNU-MERIT
 brown@merit.unu.edu

Editors

Alessandro Cigno
 University of Florence
 cigno@unifi.it

Erdal Tekin
 American University
 tekin@american.edu

Junsen Zhang
 Chinese University of
 Hong Kong,
 jszhang@cuhk.edu.hk

(4) the number of accept decisions made in a given year as a share of the number of submissions in the given year (Table 1).

Acceptance rates, measured as the number of accepted papers (submitted at any point in time) in a given year as a share of all decision made in the given year, seem to recover after previous declines, reaching 9.1% in 2016. Relating the number of published to submitted manuscripts yields an acceptance rate of 8.1% in 2016, given 492 submissions and 40 publications. The number of publications in 2016 as a share of the number of submissions in 2015 (432) gives an acceptance rate of 9.3%. Finally, measured as the number of accepted papers in a given year as a share of all submissions in the same year yields an acceptance rate of 8.3%.

Table 2 demonstrates the current status of papers submitted for 2013-2016.

The *Journal's* Impact Factor, which increased continuously since 2008, peaked at 1.47 in 2013, remained stable at 1.136 in 2016 (Figure 5). The *Journal's* 5-year Impact Factor increased to 1.85 in 2016.

The *Journal* now ranks 137/347 in economics and 16/26 in demography and is currently among the journals listed on SSCI (IF 2016).

The Google Scholar h5 Index is 31. As of July 2017, the *Journal's* IDEAS/RePec ranking is 71/1,991 (based on the Simple Impact Factor 12.94, for Journals).

The *Journal* is ranked in: Social Science Citation Index, Journal Citation Reports/Social Sciences Edition, SCOPUS, EconLit, Google Scholar, EBSCO Discovery Service, ProQuest, CAB International, ABS Academic Journal Quality Guide, Academic OneFile, Academic Search, Bibliography of Asian Studies, CAB Abstracts, CSA Environmental Sciences, Current Contents / Social & Behavioral Sciences, ECONIS, ERIH PLUS, Gale, Global Health, International Bibliography of the Social Sciences (IBSS), JSTOR, OCLC, Research Papers in Economics (RePEc), Review of Population Reviews, SCImago, Summon by ProQuest.

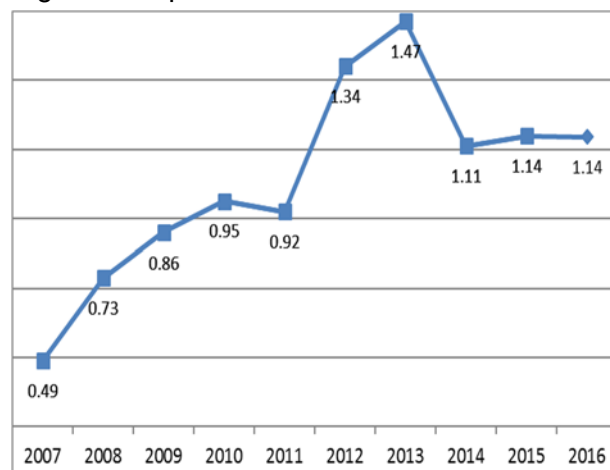
Table 1: Acceptance Rates

Index \ Year	2014	2015	2016
No. accepted / Total No. decisions	5.8%	7.3%	9.1%
No. articles publ. / No. submissions	8.5%	9.3%	8.1%
No. articles publ. / No. subm. prev. year	10%	8.5%	9.3%
No. accepted / No. submissions	6%	8.0%	8.3%

Table 2: Current Status of Papers

Outcome \ Year	2013	2014	2015	2016
Accept	29	28	30	20
Revise	1	1	4	24
Reject	365	437	381	417

Figure 5: Impact Factor



Klaus F. Zimmermann
Editor-in-Chief