

Report of the Editor-in-Chief for 2021 draft 15
 March, 2022

The *Journal of Population Economics* is an international quarterly that publishes original theoretical and applied research in all areas of population economics, household economics, and human resources. This report contains information about the *Journal* and its editorial process in the past year and some earlier years.

The number of submissions has substantially increased over recent years (Figure 1). Between 2011 and 2013, the *Journal* received about 400 submissions per year; by 2016 the number of submissions neared 500. In 2020, 871 manuscripts were received, marking an annual increase of submissions of 41%. In 2021 the total number of submissions declined to 793. Over the decade 2010-2020, the manuscript inflow rose from 337 to a level 2.6 times higher. The additional workload was managed through an efficient desk rejection policy for initial screening.

In line with past years, the largest single share of submissions made in 2021 were from corresponding authors based in Europe (Figure 2). Over 40% of all submissions originated from Europe, and over one-third (32%) of submissions came from authors based in Asia and the Middle East. Under one-fifth (14.7%) of submissions came from authors based in North America. The remaining submissions came from contributors from Africa (3.6%), Oceania (Australia and New Zealand; 4.2%), and South and Central America (2.6%). Figure 3 contains the internet visits to the *Journal* on the Springer website from the world regions. With over a third of visits coming from North America and 29% from Europe, followed by the Asia-Pacific region (22%), the *Journal* is globally accessed and read.

Figure 4 shows that the average number of days between submission and first decision has generally declined over time. Despite a slight uptick in the turnaround time for first decisions between 2015 and 2016, which may be partially attributed to the increased volume of submissions, there was a substantial reduction in turnaround time in following years. In 2021, the average time for first decisions was 23 days. The *Journal* is committed to keeping the time between submission and decisions low, including eventual publication. Since 2013 the *Journal* has executed a desk rejection policy to provide authors with an early signal for better targeting of their work. The large number of submissions combined with an annual quota of 40

Figure 1: Number of Submissions

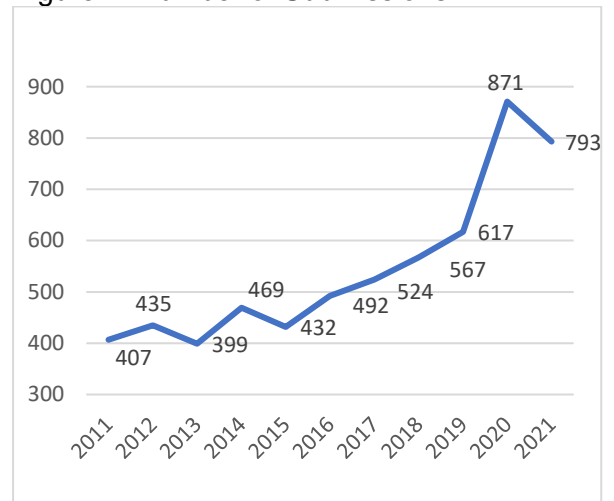


Figure 2: Origin of Submissions

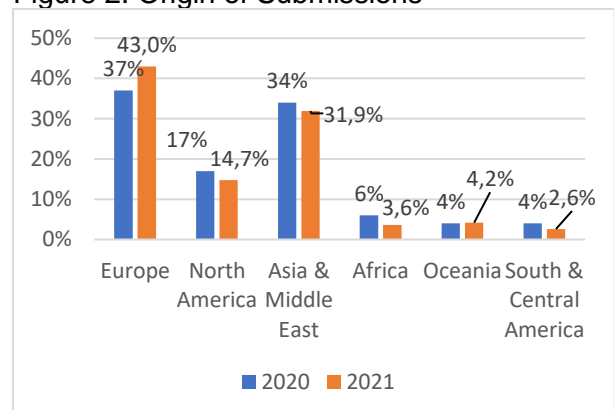
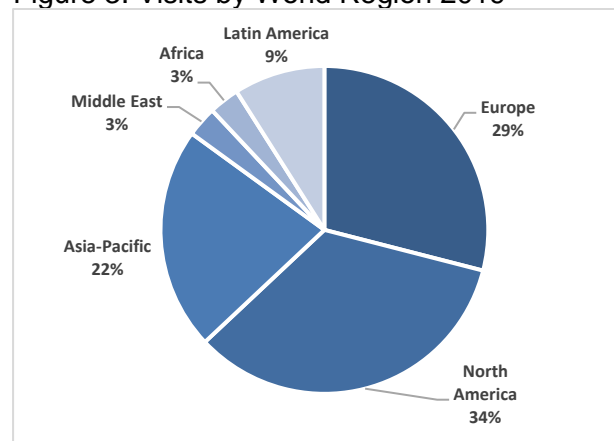


Figure 3: Visits by World Region 2019



manuscripts keeps the acceptance rates of the *Journal* very low.

Table 1 shows three acceptance rate measures: 1) the number of manuscripts accepted in a given year as a share of all final decisions made in that year; 2) the number of *published* articles in a given year as a share of all submissions in that year; and; 3) the number of articles published in a given year divided by the number of the *previous* year's submissions.

The number of accepted papers (submitted at any point in time) in a given year as a share of all decisions made in that year has shifted over time. The acceptance rate has slightly increased in the past years, from 4.9% in 2019 to 5.4% in 2020 and 7% in 2021. If acceptance rate is measured as the number of published manuscripts as a share of total submissions received in that year, the acceptance rate was lower, at 5% in 2021 (at 40 manuscripts from among 793 submissions), falling from 6.5% in 2019 but slightly increasing from 4.6% in 2020. Measuring the acceptance rate as the number of publications as a share of the number of submissions received in the previous year (2020) would yield a 2021 rate of 4.6%, which is lower than the previous years (7.1% in 2019 and 6.5% in 2020).

Table 2 reports the status of papers submitted in the given year for years 2019 - 2021. The *Journal's* Impact Factor has increased substantially over time (Figure 5). In the 2020 published simple Impact Factor was **2.813**, and the 5-year Impact Factor was **3.318**. The *Journal* ranked 104/377 in economics and 10/29 in demography in 2020. As of March 2022, the *Journal's* IDEAS/RePEc ranking was **79/2,740** (based on the Simple Impact Factor 17.646, for Journals and all years).

The *Journal* is ranked in: Social Science Citation Index, Journal Citation Reports/Social Sciences, SCOPUS, EconLit, Google Scholar, EBSCO Discovery Service, ProQuest, CAB International, ABS Academic Journal Quality Guide, Academic OneFile, Academic Search, Bibliography of Asian Studies, CAB Abstracts, CSA Environmental Sciences, Current Contents/Social & Behavioral Sciences, ECONIS, ERIH PLUS, Gale, Global Health, International Bibliography of the Social Sciences (IBSS), JSTOR, OCLC, Research Papers in Economics (RePEc), Review of Population Reviews, SClmago, and Summon by ProQuest.

Klaus F. Zimmermann, Editor-in-Chief
Journal of Population Economics

Figure 4: Days to First Decision

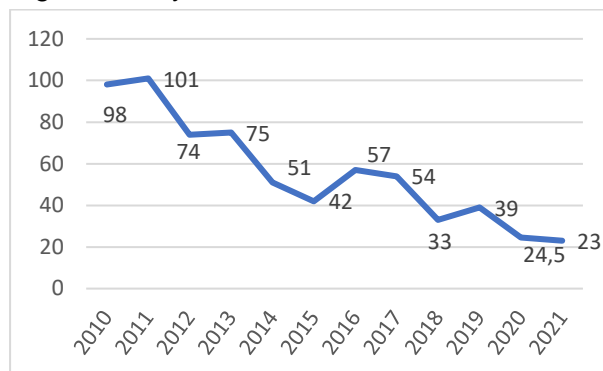


Table 1: Acceptance Rates

Index \ Year	2019	2020	2021
No. accepted / Total No. decisions	4.9%	5.4%	7.0%
No. articles publ. / No. submissions	6.5%	4.6%	5.0%
No. articles publ. / No. subm. prev. year	7.1%	6.5%	4.6%

Table 2: Status of Papers Submitted in Particular Year

Outcome \ Year	2019	2020	2021
Accept	35	47	60
Revise	125	81	62
Reject	551	737	731

Figure 5: Impact Factor

